

CHAIN ANNUAL REPORT

CAMDEN

APRIL 2024 - MARCH 2025

SUPPORTED BY
MAYOR OF LONDON



CONTENTS

1. INTRODUCTION

1.1 Introduction

2. ROUGH SLEEPER POPULATION ANALYSIS

2.1 Number of people seen rough sleeping: Flow, stock, returner model

2.2 Number of times seen rough sleeping

2.3 Rough sleeping volume: Flow, stock, returner model

3. SPATIAL DISTRIBUTION

3.1 Bedded down street contacts by area: Map

4. HISTORY PRIOR TO ROUGH SLEEPING

4.1 History prior to rough sleeping: New rough sleepers

4.2 History prior to rough sleeping: Returning rough sleepers

5. DEMOGRAPHICS & SUPPORT NEEDS

5.1 Nationality: Overall composition

5.2 Nationality: Flow, stock, returner model

5.3 Gender

5.4 Age

5.5 Ethnicity

5.6 Support needs

5.7 Institutional & armed forces history

6. HELPING PEOPLE OFF THE STREETS

6.1 Accommodation outcomes

APPENDICES

Appendix 1: Glossary of acronyms and terms used in this report

COPYRIGHT

Greater London Authority

June 2025

Published by
Greater London Authority
City Hall
Kamal Chunchie Way
London
E16 1ZE
www.london.gov.uk

CHAIN enquiries 020 7840 4451

Copies of this report are available
from <http://data.london.gov.uk>

1. INTRODUCTION

This report presents information about people seen rough sleeping by outreach teams in Camden between April 2024 and March 2025. Information in the report is derived from the Combined Homelessness and Information Network (CHAIN), a multi-agency database recording information about rough sleepers and the wider street population in London. CHAIN represents the UK's most detailed and comprehensive source of information about rough sleeping, and is commissioned and funded by the Greater London Authority (GLA). The system is managed by Homeless Link.

The data on which this report is based is also available in an accessible aggregated tabular format in a separate CHAIN Annual Data Tables file, which can be downloaded from the GLA Datastore at <http://data.london.gov.uk/dataset/chain-reports>. A suite of interactive charts and maps based on the data can be accessed via the CHAIN Annual Data Visualisations Tool at <https://bit.ly/chain-annual-vis-tool>.

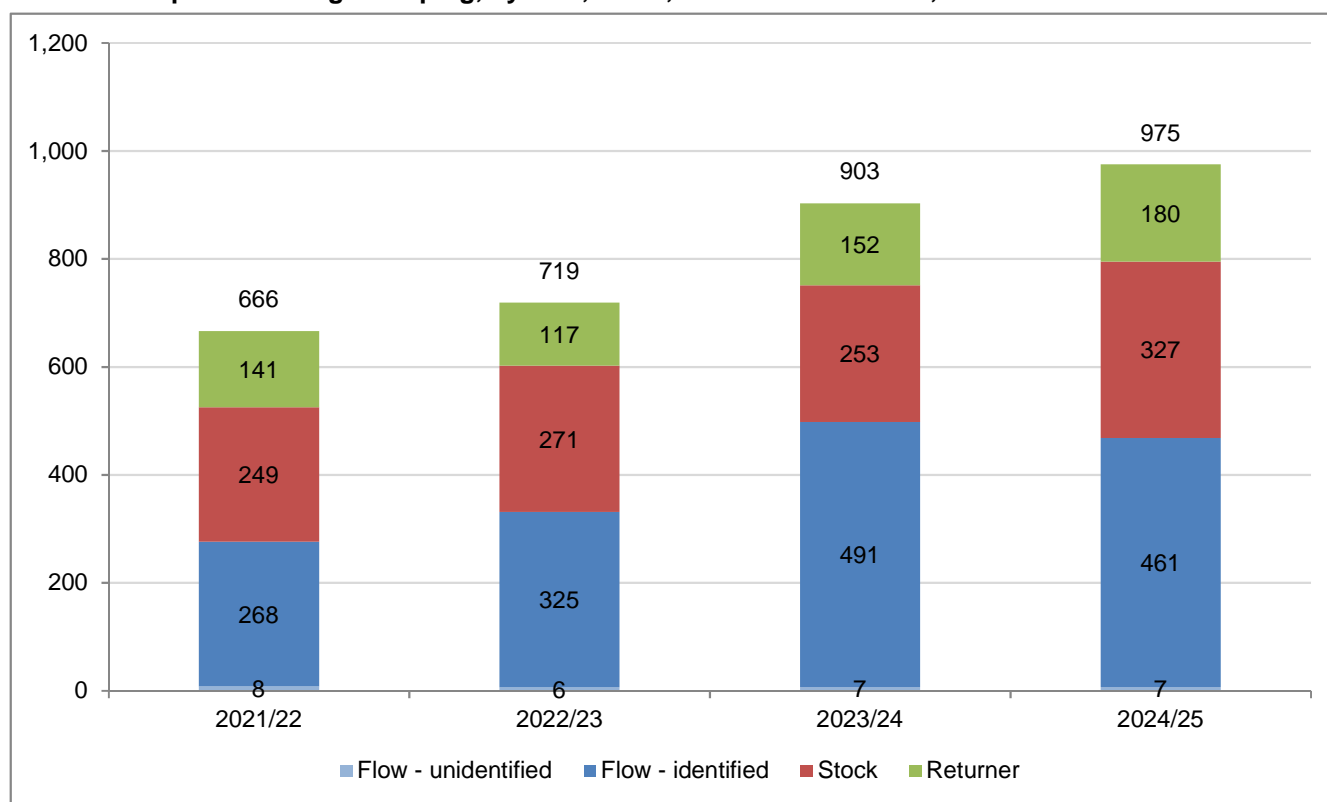
Percentage figures in this report

Please note that, in some cases, percentage figures given in this report are rounded up or down to the nearest whole number. This may mean that individual figures in tables and charts do not add up to a combined total of 100%, or that there could be small discrepancies between percentage figures in tables and corresponding charts or commentary.

2. ROUGH SLEEPER POPULATION ANALYSIS

2.1 Number of people seen rough sleeping: Flow, stock, returner model

Chart 1: People seen rough sleeping, by flow, stock, returner breakdown, 2021/22 - 2024/25



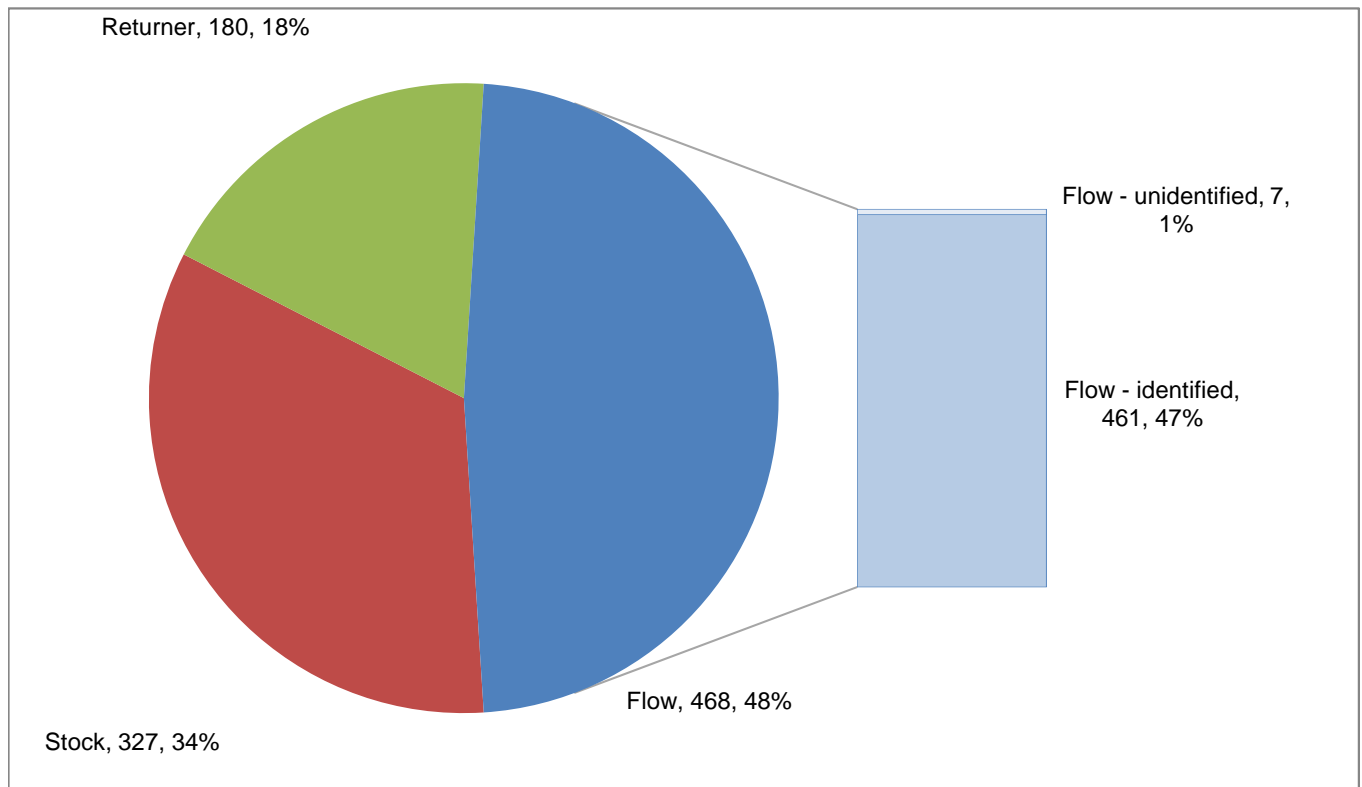
2021/22 base: 666
 2022/23 base: 719
 2023/24 base: 903
 2024/25 base: 975

The flow, stock and returner model categorises people seen rough sleeping in the year according to whether they have also been seen rough sleeping in previous periods:

Category	Description
Flow	People who had never been seen rough sleeping prior to 2024/25 (i.e. new rough sleepers). Those within this category are further subdivided as follows: Unidentified - those new rough sleepers recorded without a name, and with only one contact. Identified - those new rough sleepers recorded with a name, and/or with more than one contact.
Stock	People who were also seen rough sleeping in 2023/24 (i.e. those seen across a minimum of two consecutive years).
Returner	People who were first seen rough sleeping prior to 2023/24, but were not seen during 2023/24 (i.e. those who have had a gap in their rough sleeping histories).

975 people were seen rough sleeping in the borough in 2024/25. This represents a 8% increase when compared to 2023/24.

Chart 2: People seen rough sleeping in 2024/25, by flow, stock, returner breakdown

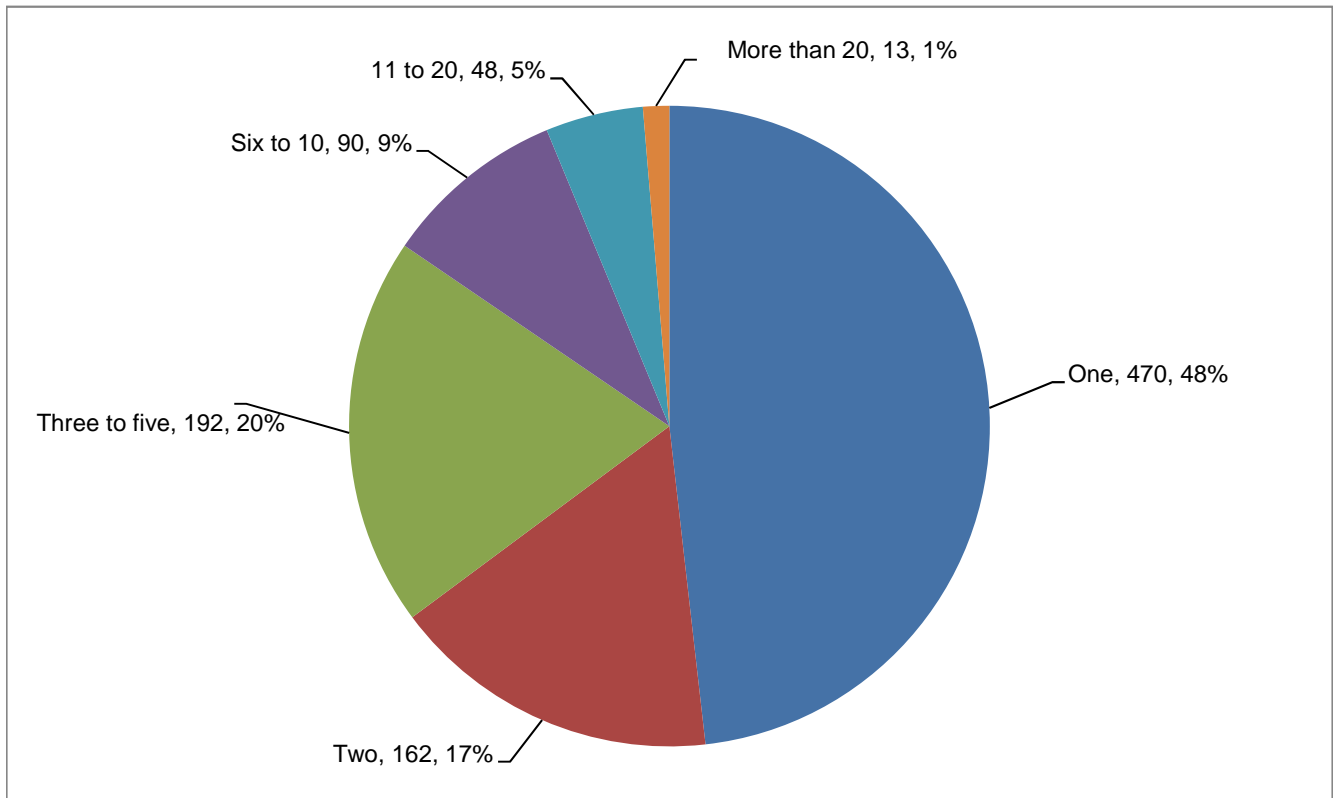


Base: 975 people seen rough sleeping during the period.

48% of people seen rough sleeping in the borough during the year were new rough sleepers (flow), while 34% fell into the stock category, and 18% were returners.

2.2 Number of times seen rough sleeping

Chart 3: People seen rough sleeping in 2024/25, by number of times seen rough sleeping



Base: 975 people seen rough sleeping during the period.

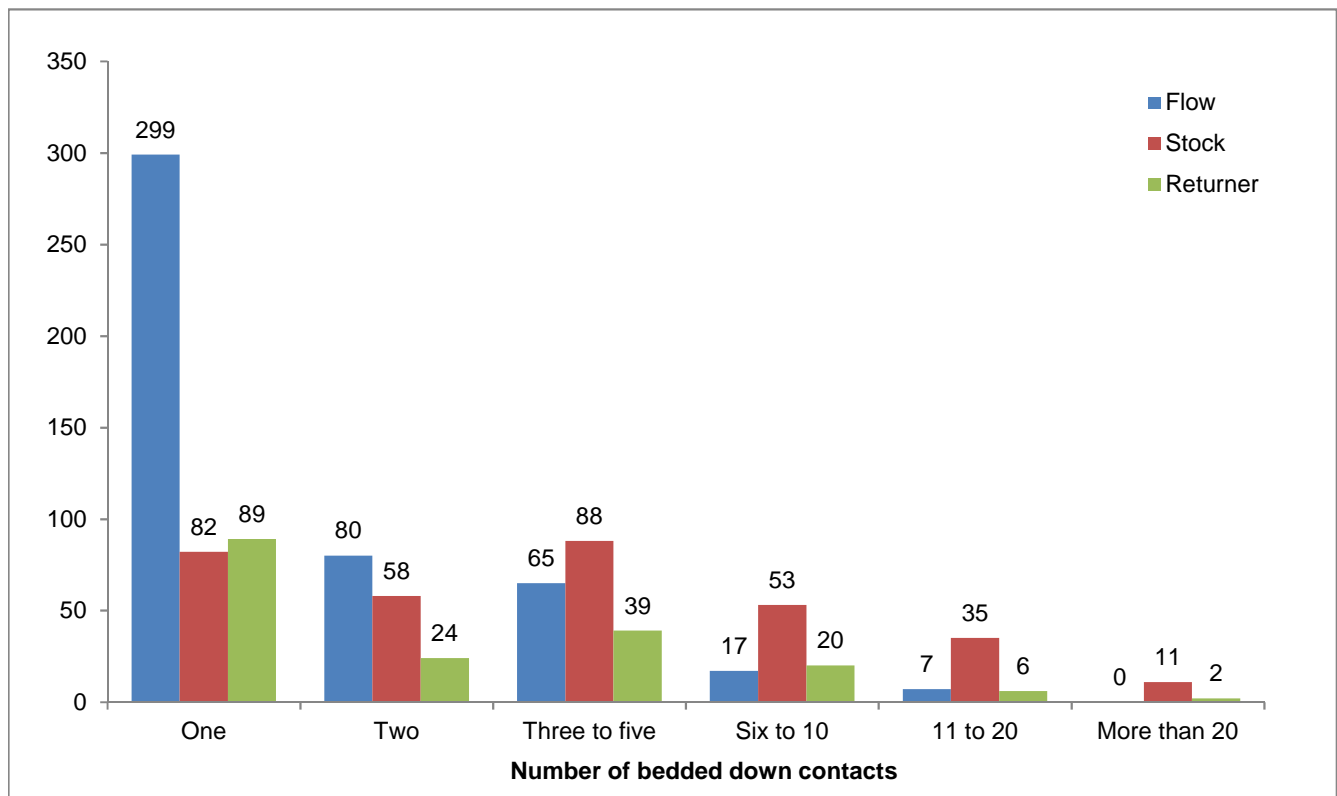
470 (48%) people were seen rough sleeping only once in 2024/25, this compares to 475 (53%) seen rough sleeping only once in 2023/24.

64% of people seen rough sleeping in the borough during 2024/25 who were new to the streets were seen rough sleeping just once.

Outreach resources vary across boroughs, but even in places with extensive outreach coverage there may not be a shift every night. This will affect the frequency with which people may be recorded rough sleeping.

2.3 Rough sleeping volume: Flow, stock, returner model

Chart 4: People seen rough sleeping in 2024/25, by flow, stock, returner model, and number of times seen rough sleeping



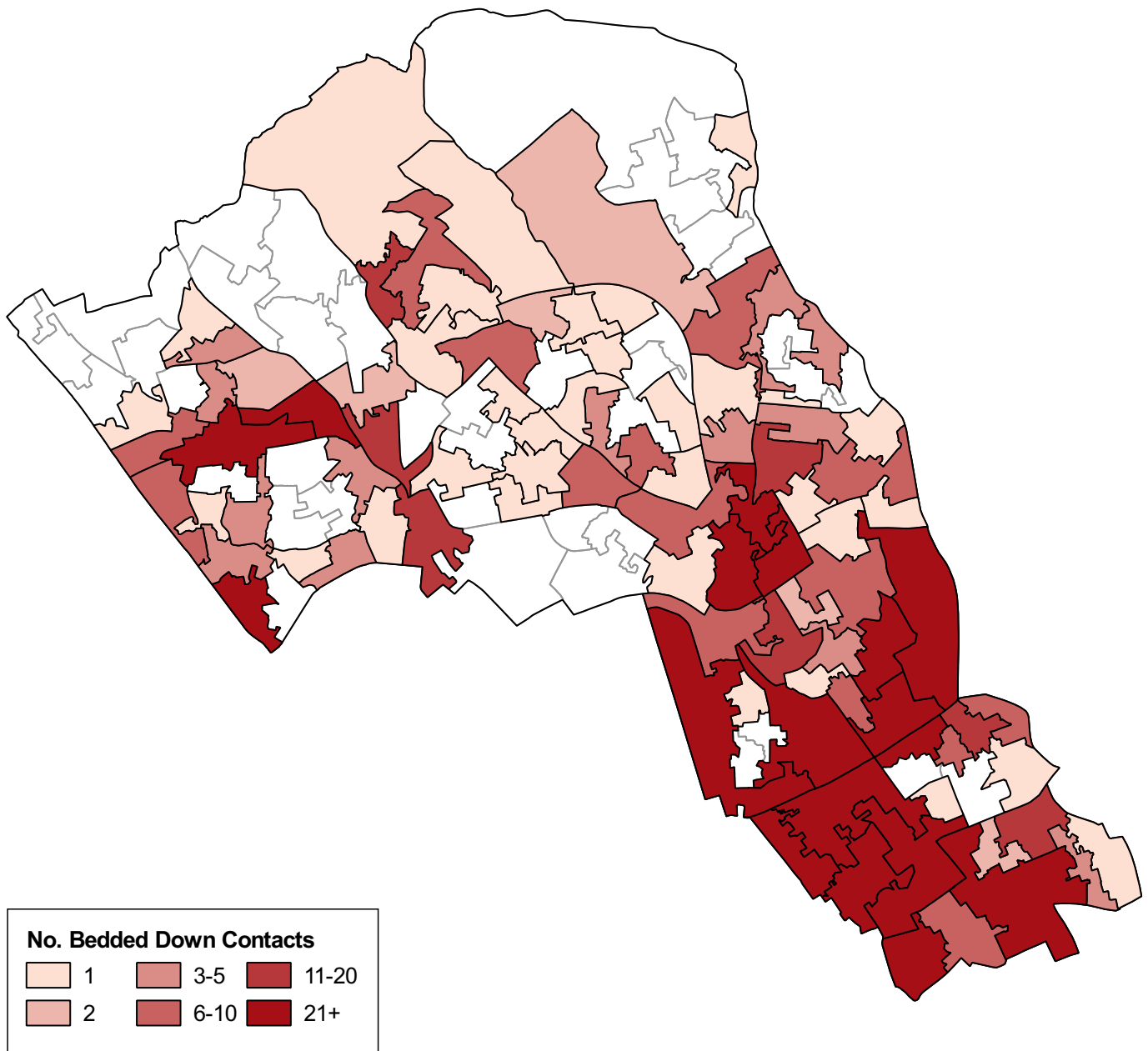
Base: 975 people seen rough sleeping during the period.

3. SPATIAL DISTRIBUTION

3.1 Bedded down street contacts by area: Map

It is important to note that this map represents volume of contacts rather than individuals, and some people may have been seen on multiple occasions within a given area.

Map 1: Number of bedded down street contacts recorded in each Lower Super Output Area in the borough during 2024/25



4. HISTORY PRIOR TO ROUGH SLEEPING

This section of the report presents information about people's circumstances prior to the start of a rough sleeping episode in 2024/25. This includes information about what type of accommodation people had been staying in, the type of departure from that accommodation, and the main underlying cause of the departure. The information is collected for people who were seen rough sleeping for the first time in London during the period, as well as for those who had returned to rough sleeping after a period away.

In this section, 'last settled base' refers to the last accommodation of a settled nature in which the individual lived. It may be that an individual could also have stayed at some other accommodation in an unsettled situation since leaving their last settled base. If the person was living in private accommodation of some form (e.g. private rented, council tenancy, housing association, owner occupied), and they were a sole or joint legal tenant or owner of the property, their last settled base would be recorded using the option that describes the type of accommodation (e.g. 'private rented accommodation'). If they were staying with someone who was a sole or joint legal tenant or owner of the property, but they themselves were not a sole or joint legal tenant or owner of the property, then they would be recorded as 'living with family/friends/partner'.

In March 2024 a restriction was introduced to prevent assessments of this information being saved with 'not known' returned in all of the key fields (i.e. where no usable information was being recorded). It should be noted that this has had the effect of slightly inflating the percentage values reported for categories other than 'not known' in 2024/25 compared to 2023/24, both for last settled base and type and cause of departure.

4.1 History prior to rough sleeping: New rough sleepers

This section of the report presents information about history prior to rough sleeping, for people who had either never been seen rough sleeping in London previously, or whose last rough sleeping contact was over five years (60 months) earlier than their first contact in the report period. It should be noted that the definition of 'new rough sleeper' used for this information is different to the definition of 'flow' used in the 'flow, stock, returner' model referenced elsewhere in this report, and therefore the bases will not be the same.

An individual included in this section could potentially also be included in the figures for returning rough sleepers presented in section 4.2, if they were first seen in the year as a new rough sleeper, had a period of at least 180 days of not being seen, and were then seen again.

Table 1: New rough sleepers, by last settled base, 2023/24 - 2024/25

Last settled base in the UK	2023/24		2024/25	
	No.	%	No.	%
Long-term accommodation				
Living with family/friends/partner	61	19.6%	61	19.3%
Private rented accommodation	33	10.6%	53	16.8%
Council tenancy (local authority accommodation)	15	4.8%	14	4.4%
Housing association/RSL accommodation	9	2.9%	9	2.8%
Sheltered housing/registered care accommodation	2	0.6%	1	0.3%
Employment-related accommodation (except armed forces)	3	1.0%	6	1.9%
Owner occupied accommodation	0	0.0%	1	0.3%
<i>Long-term accommodation subtotal</i>	<i>123</i>	<i>39.5%</i>	<i>145</i>	<i>45.9%</i>
Short or medium-term accommodation				
Hostel or other supported accommodation	16	5.1%	20	6.3%
Temporary accommodation (local authority)	7	2.3%	10	3.2%
B&B (not local authority TA)	9	2.9%	1	0.3%
Winter/night shelter	1	0.3%	1	0.3%
Clinic/detox/rehab	0	0.0%	0	0.0%
Squat	0	0.0%	1	0.3%
<i>Short or medium-term accommodation subtotal</i>	<i>33</i>	<i>10.6%</i>	<i>33</i>	<i>10.4%</i>
Institutional & armed forces accommodation				
Asylum support accommodation (NASS/other)	85	27.3%	56	17.7%
Care (local authority youth care)	2	0.6%	1	0.3%
Hospital	1	0.3%	2	0.6%
Prison	7	2.3%	13	4.1%
Probation accommodation	1	0.3%	0	0.0%
Armed forces accommodation	0	0.0%	0	0.0%
<i>Institutional & armed forces accommodation subtotal</i>	<i>96</i>	<i>30.9%</i>	<i>72</i>	<i>22.8%</i>
No settled base since arriving in UK	27	8.7%	44	13.9%
Other	5	1.6%	7	2.2%
Not known	27	8.7%	15	4.7%
Not recorded	233		204	
Total (excl. not recorded)	311	100.0%	316	100.0%
Total (incl. not recorded)	544		520	

Total excluding not recorded is used as the base for percentages.

Table 2: New rough sleepers in 2024/25, by type of departure from last settled base, and underlying cause of departure

Cause of departure from last settled base in the UK	Type of departure from last settled base in the UK								Cause of departure total (no.)	Cause of departure total (%)
	Asked to leave by person they were staying with	Evicted	Left of own accord	End of time-limited stay	No departure - still has the accommodation	Other	No settled base since arriving in UK	Not known		
Arrears/debts - change in rent/mortgage	0	2	0	0	0	0	0	0	2	0.6%
Arrears/debts - issues with benefits	0	10	1	0	0	0	0	0	11	3.5%
Arrears/debts - living costs	2	3	3	0	0	1	0	0	9	2.8%
Arrears/debts - loss of employment	1	3	3	0	0	0	0	1	8	2.5%
Arrears/debts - other	0	6	0	0	0	0	0	0	6	1.9%
End of tenancy agreement	0	7	1	0	0	1	0	0	9	2.8%
Illegal eviction	0	0	0	0	0	1	0	0	1	0.3%
Given non-priority decision	0	2	0	0	0	0	0	0	2	0.6%
Relationship breakdown	19	0	6	0	0	2	0	3	30	9.5%
Death of relative/friend	0	0	0	0	0	2	0	0	2	0.6%
Domestic violence - victim	0	0	1	0	0	1	0	0	2	0.6%
Harassment/abuse/violence - victim	0	0	10	0	0	3	0	0	13	4.1%
Unmanaged support need	1	1	5	0	0	0	0	2	9	2.8%
Housing conditions	0	0	3	0	0	1	0	0	4	1.3%
Relocated to be nearer family/friends/community	0	0	1	0	0	1	0	0	2	0.6%
Relocated seeking work	0	0	1	0	0	0	0	0	1	0.3%
Transient/travelling around	0	0	2	0	0	0	0	0	2	0.6%
Anti-social behaviour - perpetrator	0	6	0	0	0	0	0	0	6	1.9%
Domestic violence - perpetrator	0	0	0	0	0	0	0	0	0	0.0%
Taken into custody	0	1	0	0	0	2	0	0	3	0.9%
End of time-limited stay	0	0	0	17	0	2	0	1	20	6.3%
End of asylum accommodation - positive Home Office decision	0	0	0	44	0	4	0	1	49	15.5%
End of asylum accommodation - negative Home Office decision	0	0	0	1	0	0	0	0	1	0.3%
End of asylum accommodation - withdrawal of application	0	0	0	1	0	0	0	0	1	0.3%
No departure - still has the accommodation	0	0	0	0	6	0	0	0	6	1.9%
Other	11	7	8	0	0	10	0	3	39	12.3%
No settled base since arriving in UK	0	0	0	0	0	0	44	0	44	13.9%
Not known	2	8	5	1	0	1	0	17	34	10.8%
Type of departure total (no.)	36	56	50	64	6	32	44	28	316	100.0%
Type of departure total (%)	11.4%	17.7%	15.8%	20.3%	1.9%	10.1%	13.9%	8.9%	100.0%	

Base: 316 new rough sleepers for whom information about their last settled base was recorded. This excludes 204 new rough sleepers for whom no information was recorded.

4.2 History prior to rough sleeping: Returning rough sleepers

This section of the report presents information about history prior to rough sleeping, for people who had returned to rough sleeping after at least 180 days since their previous rough sleeping contact. It should be noted that the definition of 'returning to rough sleeping' used for this information is different to the definition of 'returner' used in the flow, stock, returner model referenced elsewhere in this report, and therefore the bases will not be the same.

An individual included in this section could potentially also be included in the figures for new rough sleepers presented in section 4.1, if they were first seen in the year as a new rough sleeper, had a period of at least 180 days of not being seen, and were then seen again. It is also possible that an individual could have been recorded as returning to rough sleeping more than once during the year. In cases where this has occurred, only the information relating to the individual's most recent return is included in these figures.

Table 3: Returning rough sleepers, by last settled base, 2023/24 - 2024/25

Last settled base in the UK	2023/24		2024/25	
	No.	%	No.	%
Long-term accommodation				
Living with family/friends/partner	7	5.9%	15	7.8%
Private rented accommodation	19	16.0%	21	10.9%
Council tenancy (local authority accommodation)	1	0.8%	6	3.1%
Housing association/RSL accommodation	2	1.7%	4	2.1%
Sheltered housing/registered care accommodation	0	0.0%	1	0.5%
Employment-related accommodation (except armed forces)	0	0.0%	0	0.0%
Owner occupied accommodation	0	0.0%	0	0.0%
<i>Long-term accommodation subtotal</i>	<i>29</i>	<i>24.4%</i>	<i>47</i>	<i>24.4%</i>
Short or medium-term accommodation				
Hostel or other supported accommodation	25	21.0%	53	27.5%
Temporary accommodation (local authority)	9	7.6%	8	4.1%
B&B (not local authority TA)	2	1.7%	1	0.5%
Winter/night shelter	0	0.0%	4	2.1%
Clinic/detox/rehab	1	0.8%	1	0.5%
Squat	0	0.0%	2	1.0%
<i>Short or medium-term accommodation subtotal</i>	<i>37</i>	<i>31.1%</i>	<i>69</i>	<i>35.8%</i>
Institutional & armed forces accommodation				
Asylum support accommodation (NASS/other)	2	1.7%	3	1.6%
Care (local authority youth care)	0	0.0%	0	0.0%
Hospital	0	0.0%	2	1.0%
Prison	7	5.9%	11	5.7%
Probation accommodation	0	0.0%	0	0.0%
Armed forces accommodation	0	0.0%	0	0.0%
<i>Institutional & armed forces accommodation subtotal</i>	<i>9</i>	<i>7.6%</i>	<i>16</i>	<i>8.3%</i>
No settled base since arriving in UK	32	26.9%	46	23.8%
Other	2	1.7%	5	2.6%
Not known	10	8.4%	10	5.2%
Not recorded	136		108	
Total (excl. not recorded)	119	100.0%	193	100.0%
Total (incl. not recorded)	255		301	

Total excluding not recorded is used as the base for percentages.

Table 4: Returning rough sleepers in 2024/25, by type of departure from last settled base, and underlying cause of departure

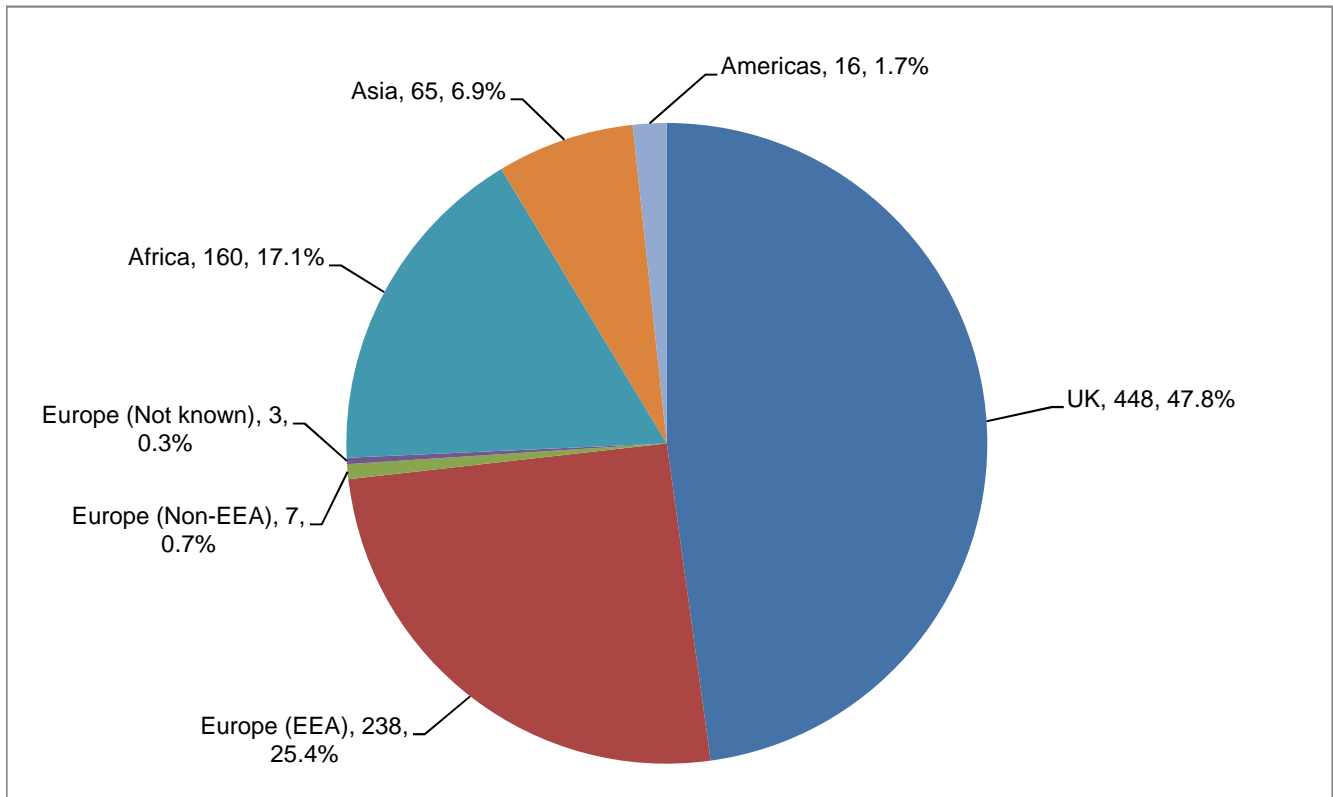
Cause of departure from last settled base in the UK	Type of departure from last settled base in the UK								Cause of departure total (no.)	Cause of departure total (%)
	Asked to leave by person they were staying with	Evicted	Left of own accord	End of time-limited stay	No departure - still has the accommodation	Other	No settled base since arriving in UK	Not known		
Arrears/debts - change in rent/mortgage	0	3	0	0	0	0	0	0	3	1.6%
Arrears/debts - issues with benefits	0	7	0	0	0	0	0	0	7	3.6%
Arrears/debts - living costs	0	1	1	0	0	0	0	0	2	1.0%
Arrears/debts - loss of employment	0	0	0	0	0	0	0	0	0	0.0%
Arrears/debts - other	0	4	0	0	0	1	0	0	5	2.6%
End of tenancy agreement	0	1	0	0	0	1	0	0	2	1.0%
Illegal eviction	0	1	0	0	0	0	0	0	1	0.5%
Given non-priority decision	0	0	0	0	0	0	0	0	0	0.0%
Relationship breakdown	4	0	2	0	0	1	0	1	8	4.1%
Death of relative/friend	0	0	0	0	0	0	0	0	0	0.0%
Domestic violence - victim	0	0	2	0	0	1	0	0	3	1.6%
Harassment/abuse/violence - victim	0	0	4	0	0	1	0	0	5	2.6%
Unmanaged support need	3	2	5	0	0	0	0	1	11	5.7%
Housing conditions	0	0	5	0	0	0	0	0	5	2.6%
Relocated to be nearer family/friends/community	0	0	0	0	0	0	0	0	0	0.0%
Relocated seeking work	0	0	0	0	0	0	0	0	0	0.0%
Transient/travelling around	0	0	2	0	0	0	0	0	2	1.0%
Anti-social behaviour - perpetrator	0	10	0	0	0	0	0	0	10	5.2%
Domestic violence - perpetrator	0	0	1	0	0	0	0	0	1	0.5%
Taken into custody	0	0	0	0	0	1	0	0	1	0.5%
End of time-limited stay	0	0	0	17	0	0	0	1	18	9.3%
End of asylum accommodation - positive Home Office decision	0	0	0	0	0	1	0	0	1	0.5%
End of asylum accommodation - negative Home Office decision	0	0	0	0	0	0	0	0	0	0.0%
End of asylum accommodation - withdrawal of application	0	0	0	0	0	0	0	0	0	0.0%
No departure - still has the accommodation	0	0	0	0	17	0	0	0	17	8.8%
Other	0	5	8	1	0	9	0	0	23	11.9%
No settled base since arriving in UK	0	0	0	0	0	0	46	0	46	23.8%
Not known	1	3	5	0	0	2	0	11	22	11.4%
Type of departure total (no.)	8	37	35	18	17	18	46	14	193	100.0%
Type of departure total (%)	4.1%	19.2%	18.1%	9.3%	8.8%	9.3%	23.8%	7.3%	100.0%	

Base: 193 returning rough sleepers for whom information about their last settled base was recorded. This excludes 108 returning rough sleepers for whom no information was recorded.

5. DEMOGRAPHICS & SUPPORT NEEDS

5.1 Nationality: Overall composition

Chart 5: People seen rough sleeping in 2024/25, by nationality



Base: 937 people seen rough sleeping during the period whose nationality was known. This excludes 38 people whose nationality was not known.

5.2 Nationality: Flow, stock, returner model

Table 5: Nationality of people seen rough sleeping during 2024/25, by flow, stock, returner breakdown

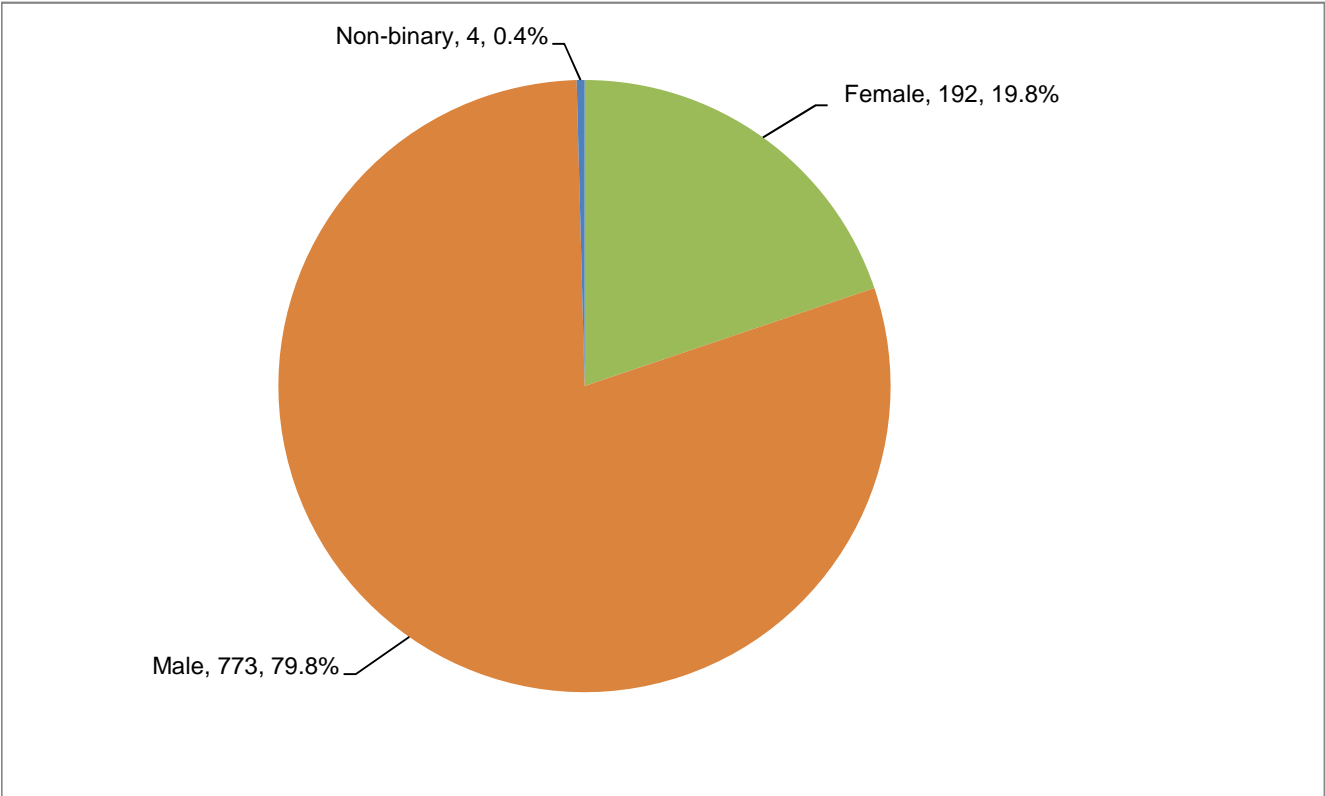
	Flow	Stock	Returner	Total	
Nationality	No.	No.	No.	No.	%
UK	191	162	95	448	47.8%
Romania	29	57	27	113	12.1%
Poland	10	14	8	32	3.4%
Lithuania	6	4	1	11	1.2%
Ireland (Republic of)	6	11	6	23	2.5%
Portugal	5	2	2	9	1.0%
Bulgaria	1	3	3	7	0.7%
Italy	3	4	3	10	1.1%
Spain	5	3	2	10	1.1%
France	2	1	2	5	0.5%
Latvia	2	4	0	6	0.6%
Other European (EEA) countries	9	1	2	12	1.3%
Europe (EEA)	78	104	56	238	25.4%
Europe (Non-EEA)	4	2	1	7	0.7%
Europe (Not known)	2	1	0	3	0.3%
Eritrea	31	8	0	39	4.2%
Sudan	37	15	1	53	5.7%
Nigeria	4	0	1	5	0.5%
Ethiopia	12	2	1	15	1.6%
Somalia	3	3	3	9	1.0%
Other African countries	27	7	5	39	4.2%
Africa	114	35	11	160	17.1%
India	2	3	1	6	0.6%
Afghanistan	3	0	0	3	0.3%
Iran	6	3	6	15	1.6%
Syrian Arab Republic	3	1	0	4	0.4%
Bangladesh	3	0	3	6	0.6%
Other Asian countries	20	8	3	31	3.3%
Asia	37	15	13	65	6.9%
Americas	11	3	2	16	1.7%
Australasia	0	0	0	0	0.0%
Not known	31	5	2	38	
Total (excl. not known)	437	322	178	937	100.0%
Total (incl. not known)	468	327	180	975	

Total excluding not known is used as base for percentages.

Please see section 2.1 for an explanation of the flow, stock, returner model.

5.3 Gender

Chart 6: People seen rough sleeping in 2024/25, by gender



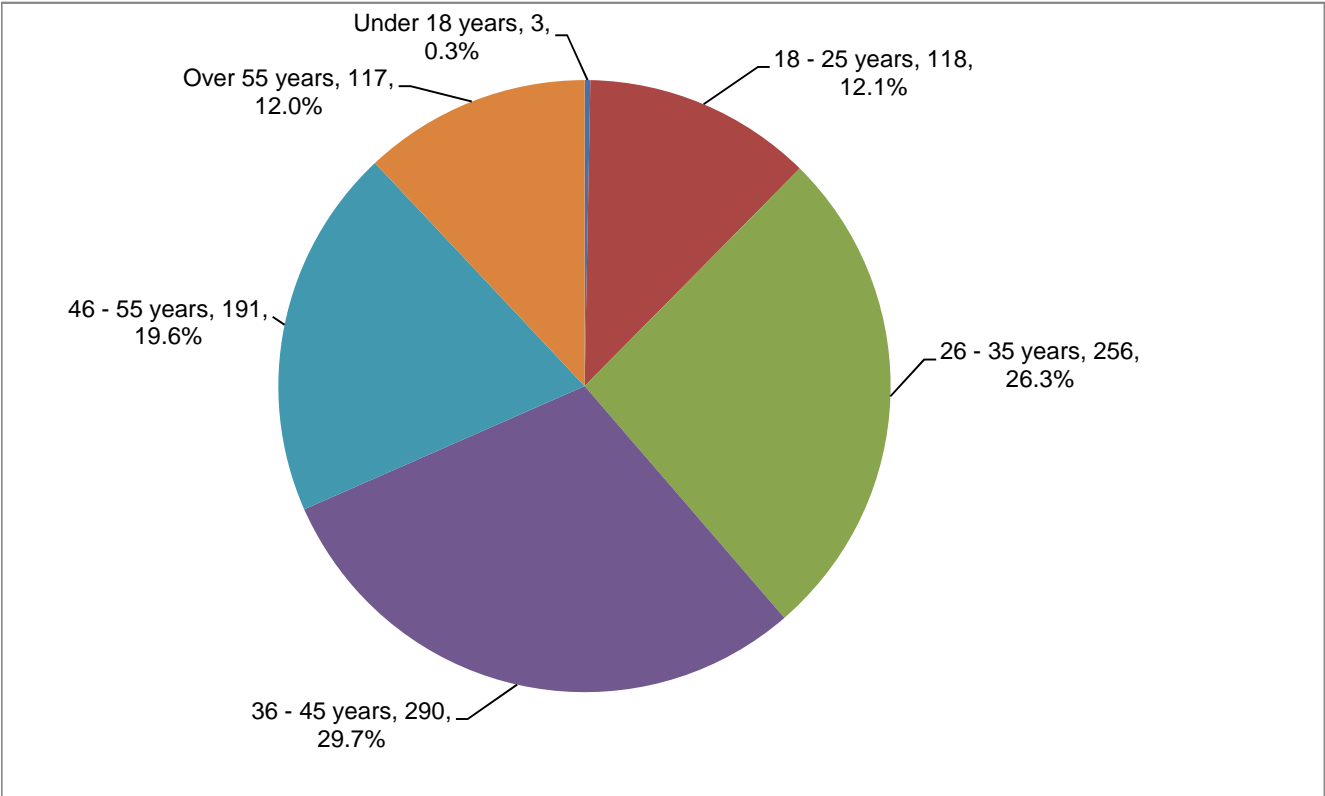
Base: 969 people seen rough sleeping during the period whose gender was known. This excludes 6 people whose gender was not known.

Table 6: People seen rough sleeping in 2024/25, by gender

Gender	No.	%
Female	192	19.8%
Male	773	79.8%
Non-binary	4	0.4%
Not known	6	
Total (excl. not known)	969	100.0%
Total (incl. not known)	975	

5.4 Age

Chart 7: People seen rough sleeping in 2024/25, by age



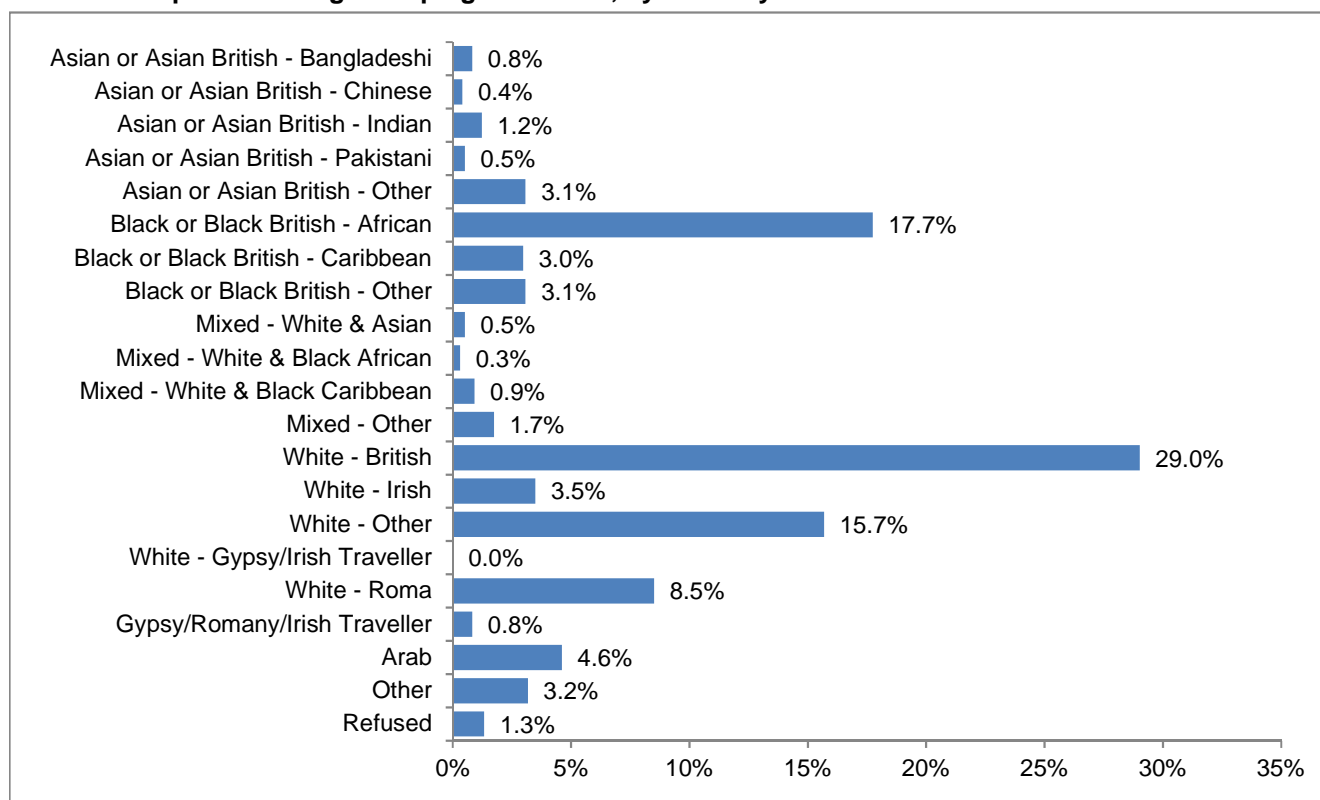
Base: 975 people seen rough sleeping during the period.

Table 7: People seen rough sleeping in 2024/25, by age

Age	No.	%
Under 18 years	3	0.3%
18 - 25 years	118	12.1%
26 - 35 years	256	26.3%
36 - 45 years	290	29.7%
46 - 55 years	191	19.6%
Over 55 years	117	12.0%
Total	975	100.0%

5.5 Ethnicity

Chart 8: People seen rough sleeping in 2024/25, by ethnicity



Base: 975 people seen rough sleeping during the period.

The previously employed category of 'Gypsy/Romany/Irish Traveller' was replaced in 2021 with separate categories for 'White - Gypsy/Irish Traveller' and 'White - Roma' in order to bring CHAIN recording into line with Office for National Statistics usage. Some people seen rough sleeping during the period have not had their ethnicity information updated to reflect these new categories, so the original category is also included in the chart.

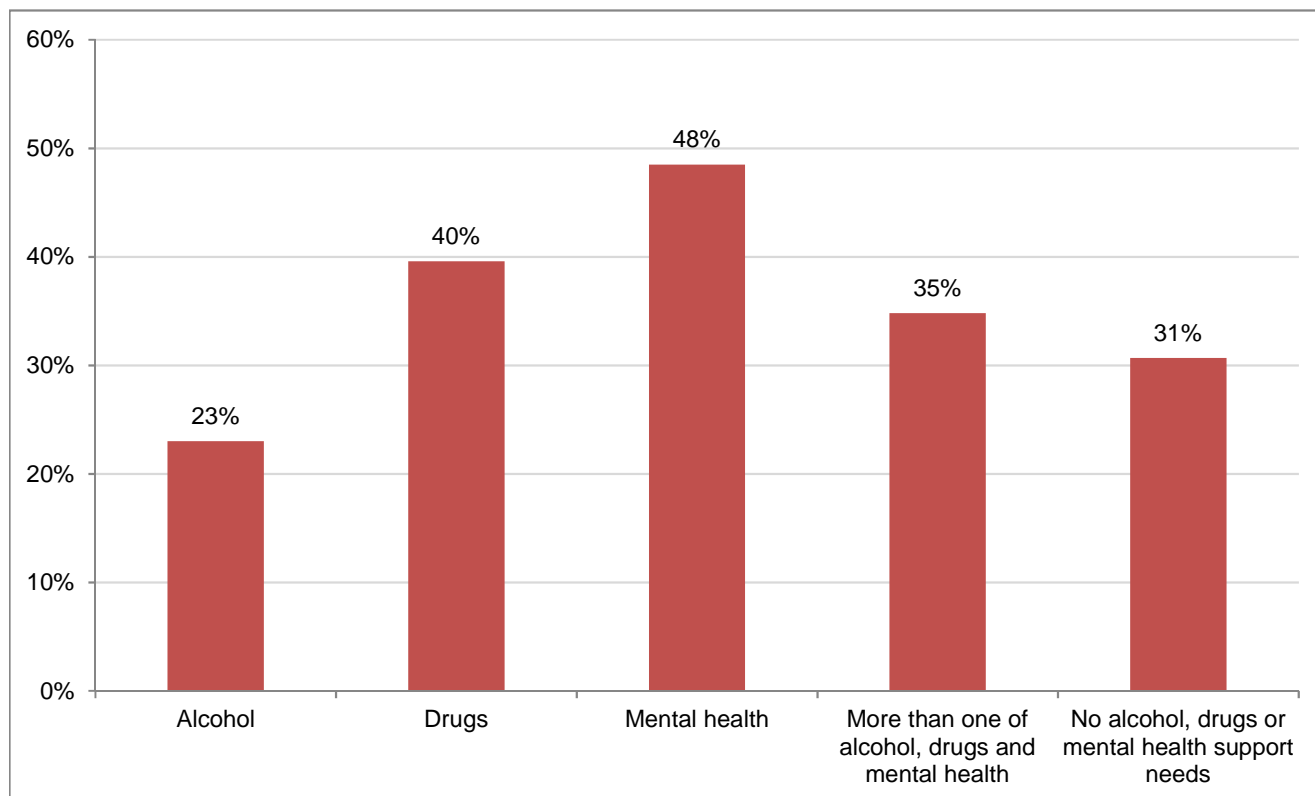
Table 8: People seen rough sleeping in 2024/25, by ethnicity

Ethnicity	No.	%
Asian (incl. Chinese)	59	6.1%
Black	232	23.8%
Mixed	34	3.5%
White (incl. Gypsy/Irish Traveller/Roma)	561	57.5%
Arab/Other	76	7.8%
Missing/Refused	13	1.3%
Total	975	100.0%

5.6 Support needs

Support needs data in CHAIN is derived from assessments made by support workers in the homelessness sector. It is important to note that 25% of people seen rough sleeping in the borough in 2024/25 did not have a support needs assessment recorded.

Chart 9: People seen rough sleeping in 2024/25, by support needs



Base: 730 people seen rough sleeping during the period who were assessed for at least one of the three support needs. This excludes 245 people for whom none of the three needs were assessed.

Table 9: People seen rough sleeping in 2024/25, by support needs

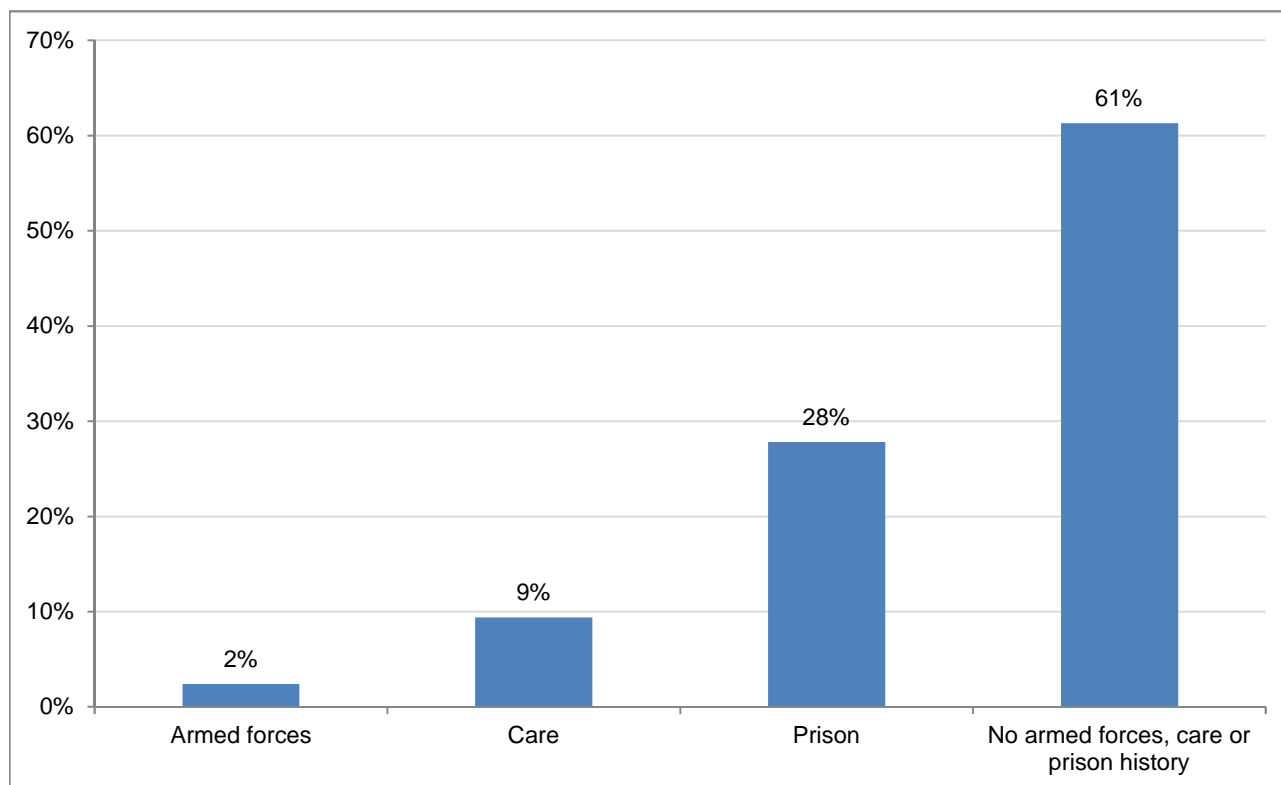
Support need	No.	%
Alcohol	168	23.0%
Drugs	289	39.6%
Mental health	354	48.5%
More than one of alcohol, drugs and mental health	254	34.8%
No alcohol, drugs or mental health support needs	224	30.7%
Total (excl. not assessed)	730	
Total (incl. not assessed)	975	

Base for percentages is people seen rough sleeping during the period who were assessed for at least one of the three support needs.

5.7 Institutional & armed forces history

The chart below indicates the proportions of people seen rough sleeping in the borough during the year who had experience of spending time in prison or in local authority care as a young person, or of serving in the armed forces. This information indicates whether individuals have ever spent time in one of these settings, and does not necessarily imply that this was recent. It can include time spent in one of these settings in any country, and does not necessarily imply that it was in the UK. Information on people who have recently left an institutional or armed forces setting in the UK can be found in sections 4.1 and 4.2 of this report.

Chart 10: People seen rough sleeping in 2024/25, by institutional and armed forces history



Base: 744 people seen rough sleeping during the period who were assessed for at least one of the three support needs. This excludes 231 people for whom none of the three needs were assessed.

Table 10: People seen rough sleeping in 2024/25, by institutional and armed forces history

Type of history	No.	%
Armed forces	18	2.4%
Armed forces - UK nationals	11	1.5%
Care	70	9.4%
Prison	207	27.8%
No armed forces, care or prison history	456	61.3%
Total (excl. not assessed)	744	
Total (incl. not assessed)	975	

Base for percentages is people seen rough sleeping during the period who were assessed for at least one of the three histories.

6. HELPING PEOPLE OFF THE STREETS

6.1 Accommodation outcomes

In 2024/25, 291 people who had been seen rough sleeping during the year had bookings into accommodation recorded on CHAIN by services in the borough.

Table 11: Accommodation outcomes achieved with people seen rough sleeping in 2024/25, compared to outcomes achieved in 2023/24

Accommodation type	2023/24		2024/25	
	No. events	%	No. events	%
Hubs, shelters and emergency accommodation				
Hub	4	1.5%	172	53.9%
SWEP (Local)	138	50.9%	46	14.4%
SWEP (Pan-London)	1	0.4%	4	1.3%
Winter/night shelter	19	7.0%	17	5.3%
Other	0	0.0%	0	0.0%
<i>Hubs, shelters and emergency accommodation subtotal</i>	<i>162</i>	<i>59.8%</i>	<i>239</i>	<i>74.9%</i>
Temporary accommodation				
Assessment centre	5	1.8%	0	0.0%
Asylum support accommodation (NASS/other)	0	0.0%	0	0.0%
B&B (not local authority TA)	26	9.6%	7	2.2%
Clinic/detox/rehab	0	0.0%	0	0.0%
Hostel	47	17.3%	48	15.0%
Living with family/friends/partner (temporary)	0	0.0%	0	0.0%
Staging post	0	0.0%	0	0.0%
Temporary accommodation (local authority)	2	0.7%	3	0.9%
Other	23	8.5%	9	2.8%
<i>Temporary accommodation subtotal</i>	<i>103</i>	<i>38.0%</i>	<i>67</i>	<i>21.0%</i>
Long-term accommodation				
Clearing House	1	0.4%	0	0.0%
Council tenancy (local authority accommodation)	0	0.0%	1	0.3%
Employment-related accommodation	0	0.0%	0	0.0%
Housing association/RSL accommodation	0	0.0%	0	0.0%
Living with family/friends/partner (long-term)	0	0.0%	1	0.3%
Private rented sector - independent	4	1.5%	4	1.3%
Private rented sector - with some floating support	1	0.4%	4	1.3%
Sheltered housing/registered care accommodation	0	0.0%	0	0.0%
Supported accommodation (long-term)	0	0.0%	3	0.9%
Other	0	0.0%	0	0.0%
<i>Long-term accommodation subtotal</i>	<i>6</i>	<i>2.2%</i>	<i>13</i>	<i>4.1%</i>
Total	271	100.0%	319	100.0%

An individual may have been booked into accommodation more than once during the period.

APPENDICES

Appendix 1: Glossary of acronyms and terms used in this report

B&B: Bed and Breakfast

A small lodging establishment that offers overnight accommodation and breakfast.

CHAIN: Combined Homelessness and Information Network

A multi-agency database recording information about rough sleepers and the wider street population in London, commissioned and funded by the GLA and managed by Homeless Link.

DELTA

Online system developed by the Ministry of Housing, Communities and Local Government to streamline its processes and systems for collecting statistical data and grant administration.

EEA: European Economic Area

The 27 countries of the European Union (EU), plus a further three countries that are part of the EU's single market (Iceland, Liechtenstein and Norway). Common usage generally also includes Switzerland, whose citizens have the same rights to live and work in the UK as other EEA nationals.

GLA: Greater London Authority

The top-tier administrative body for Greater London, consisting of a directly elected executive Mayor of London, and an elected 25-member London Assembly.

MHCLG: Ministry of Housing, Communities and Local Government

Ministerial department of the Government of the United Kingdom, responsible for housing, communities, and local government in England.

NASS: National Asylum Support Service

A section of the UK Visas and Immigration division of the Home Office, responsible for supporting and accommodating people seeking asylum while their cases are being dealt with.

NSNO: No Second Night Out

A GLA commissioned 24/7 pan-London assessment and reconnection service for people rough sleeping. It accepts referrals from outreach teams and aims to identify and rapidly deliver a sustainable route off the street for those it supports. Since August 2022, the service has worked with both those who are new to rough sleeping, and existing rough sleepers who do not already have a route away from the streets identified by an outreach team. The term is also used in other contexts to refer to a wider strategy to end rough sleeping, both in London and nationwide.

RSL: Registered Social Landlord

A non-profit organisation, including housing associations, that owns and manages social housing, providing affordable housing and services to tenants.

SWEP: Severe Weather Emergency Protocol

Emergency accommodation provided by local authorities or the GLA for people sleeping rough during periods of increased risk due to extreme weather conditions (e.g. freezing temperatures or heatwaves).

TA: Temporary Accommodation

In the homelessness context, widely used to refer to housing provided by a local authority to individuals experiencing or at risk of homelessness, under the Housing Act 1996 or another legal duty.

SUPPORTED BY
MAYOR OF LONDON

